

1. Name of Listed Entity : MARAL OVERSEAS LIMITED
2. Scrip Code/Name of Scrip/Class of Security : BSE : 521018 , NSE: MARALOVER /EQUITY SHARES
3. Share Holding Pattern Filed under: Reg. 31(1)(a)/Reg. 31(1)(b)/Reg.31(1)(c) : 31(1)(b)
- If under 31(1)(b) then indicate the report for Quarter ending : 31st March, 2024
4. Declaration: The Listed entity is required to submit the following declaration to the extent of submission of information:-

Sl No.	Particulars	Yes*	No*
1	Whether the Listed Entity has issued any partly paid up shares?	-	No
2	Whether the Listed Entity has issued any Convertible Securities.?	-	No
3	Whether the listed Entity has issued any warrant?	-	No
4	Whether the Listed Entity has any shares against which depository receipts are issued?	-	No
5	Whether the Listed Entity has any shares in locked-in?	-	No
6	Whether any shares held by promoters are pledge or otherwise encumbered?	yes	-
7	Whether company has equity shares with differential voting rights?	-	No
8	Whether the Listed Entity has any significant beneficial owner?	Yes	-

* If the Listed Entity selects the option 'No' for the questions above, the columns for the partly paid up shares, Outstanding Convertible Securities/Warrants, depository receipts, locked-in shares, No of shares pledged or otherwise encumbered by promoters, as applicable, shall not be displayed at the time of dissemination on the Stock Exchange website. Also wherever there is 'No' declared by Listed Entity in above table the values will be considered as 'Zero' by default on submission of the format of holding of specified securities.

For Maral Overseas Limited


Company Secretary

5. The tabular format for disclosure of holding of specified securities is as follows:-
Table I - Summary Statement holding of specified securities

Category	Category of shareholder	Nos. of shareholders	No. of fully paid up equity shares held	No. of Partly paid-up equity shares held	No. of shares underlying Depository Receipt	Total nos. Shares held	Shareholding as a % of total no. of shares (calculated as per SCRR, 1957)	Number of Voting Rights held in each class of securities				No. of Shares Underlying Outstanding securities (including Warrants)	Shareholding, as a % assuming full conversion of convertible securities (as a percentage of diluted share capital)	Number of Locked in shares		Number of Shares pledged or otherwise encumbered		Number of equity shares held in dematerialized form
								Class-Equity	other classes of share	Total	Total as a % of (A+B+C)			(XII) No. (a)	As a % of total Shares held	(XIII)		
(I)	(II)	(III)	(IV)	(V)	(VI)	(VII) = (IV)+(V) + (VI)	(VIII) As a % of (A+B+C2)					(IX) No of Voting Rights				(X)	(XI) = (VII)+(X) As a % of (A+B+C2)	(XIII)
(A)	Promoter & Promoter Group	15	3,11,09,229	-	-	3,11,09,229	74.95	3,11,09,229	-	3,11,09,229	74.95	-	74.95	-	-	1,49,42,880	48.03	3,11,09,229
(B)	Public	18,492	1,03,98,771	-	-	1,03,98,771	25.05	1,03,98,771	-	1,03,98,771	25.05	-	25.05	-	-	N.A.	N.A.	98,12,713
(C)	Non Promoter- Non Public	-	-	-	-	-	-	-	-	-	-	-	-	-	-	N.A.	N.A.	-
(C1)	Shares underlying DRs	-	-	-	-	-	NA	-	-	-	-	-	-	-	-	N.A.	N.A.	-
(C2)	Shares held by Employee Trusts	-	-	-	-	-	NA	-	-	-	-	-	-	-	-	N.A.	N.A.	-
	Total	18,507	4,15,08,000	-	-	4,15,08,000	100.00	4,15,08,000	-	4,15,08,000	100.00	-	100.00	-	-	1,49,42,880	36.00	4,09,21,942

For Maral Overseas Limited



Company Secretary

Table II - Statement showing shareholding pattern of the Promoter and Promoter Group

Sr.No.	Category & Name of the Shareholders	PAN	No. Of shareholders	No. Of fully paid up equity shares held	Partly paid up equity shares held	No. Of shares underlying Depository Receipts	Total no. shares held	Shareholding % calculated as per SCRR, 1957 as a % of	Number of Voting Rights held in each class of securities			No. Of Shares Underlying Outstanding convertible securities (including Warrants)	Total Shareholding, as a % assuming full conversion of convertible securities (as a percent of diluted shares capital)	Number of Locked in shares	Number of Shares pledged or otherwise encumbered		Number of equity shares held in dematerialized form	Shareholder Type	Sub-Categorization of shares (XV)							
									(IX)						(X)	(XI) = (VII)+(X) as a % of A+B+C2			(XIII)		(XIV)	Shareholding (No of shares) under				
									No of Voting Rights										No. (a)	As a % of total Shares held (b)		No. (a)	As a % of total shares held (b)	Sub-Category (i)	Sub-Category (ii)	Sub-Category (iii)
									Equity-Class	others class of shares	Total															
A-1	Indian Individuals/Hindu undivided Family		8	28,17,273	-	-	28,17,273	6.79	28,17,273		28,17,273	6.79	-	6.79	11,59,373	41.15	28,17,273									
(a)	Shri Shekhar Agarwal	A*****M	1	7,55,573	-	-	7,55,573	1.82	7,55,573	-	7,55,573	1.82	-	1.82	7,55,573	100.00	7,55,573	Promoter								
	Smt. Shashi Agarwal	A*****C	1	10,37,600	-	-	10,37,600	2.50	10,37,600	-	10,37,600	2.50	-	2.50	-	-	10,37,600	Promoter Group								
	Shri Shantanu Agarwal	A*****M	1	5,54,500	-	-	5,54,500	1.34	5,54,500	-	5,54,500	1.34	-	1.34	-	-	5,54,500	Promoter Group								
	Smt. Shuchi Poddar	A*****L	1	56,100	-	-	56,100	0.14	56,100	-	56,100	0.14	-	0.14	-	-	56,100	Promoter Group								
	Shekhar Agarwal HUF (Karta: Shri Shekhar Agarwal)	A*****L	1	4,03,800	-	-	4,03,800	0.97	4,03,800	-	4,03,800	0.97	-	0.97	4,03,800	100.00	4,03,800	Promoter Group								
	Shekhar Agarwal-Trust (Trustee: Shri Shekhar Agarwal)	A*****E	1	2,750	-	-	2,750	0.01	2,750	-	2,750	0.01	-	0.01	-	-	2,750	Promoter Group								
	Shantanu Agarwal HUF (Karta: Shri Shantanu Agarwal)	A*****R	1	2,750	-	-	2,750	0.01	2,750	-	2,750	0.01	-	0.01	-	-	2,750	Promoter Group								
	Smt. Alka Agarwal	A*****L	1	4,200	-	-	4,200	0.01	4,200	-	4,200	0.01	-	0.01	-	-	4,200	Promoter Group								

For Maral Overseas Limited

 Company Secretary


Sr.No.	Category & Name of the Shareholders	PAN	No. Of shareholders	No. Of fully paid up equity shares held	Partly paid up equity shares held	No. Of shares underlying Depository Receipts	Total no. shares held	Shareholding % calculated as per SCRR,1957 as a % of (A+B+C2)	Number of Voting Rights held in each class of securities			No. Of Shares Outstanding convertible securities (including Warrants)	Total Shareholding, as a % assuming full conversion of convertible securities(as a percent of diluted shares capital)	Number of Locked in shares	Number of Shares pledge or otherwise encumbered		Number of equity shares held in dematerialized form	Shareholder Type	Sub-Categorization of shares(XV)								
									(IX)						(X)	(XI) = (VII)+(X) as a % of A B+C2			(XII)		(XIII)		(XIV)	Shareholding (No of shares) under			
									No of Voting Rights										Total as a % of Total Voting rights	No. (a)	As a % of total Shares held (b)	No. (a)		As a % of total shares held (b)	Sub-Categor y (i)	Sub-Categor y (ii)	Sub-Categor y (iii)
									Equity-Class	others class of shares	Total																
(b)	Central Government/ State Government(s)																										
(c)	Financial Institutions/ Banks																										
(d)	Any Other (specify)																										
	Bodies corporate		7	2,82,91,956	-	-	2,82,91,956	68.16	2,82,91,956	-	2,82,91,956	68.16	-	-	-	-	-	-	-	-	-	-	-	-	-	-	
	Agarwal Trademart Private Limited	A*****E	1	1,97,60,000	-	-	1,97,60,000	47.61	1,97,60,000	-	1,97,60,000	47.61	-	-	1,37,83,507	48.72	2,82,91,956	-	-	-	-	-	-	-	-	-	
	Diplomat Leasing and Finance Private Limited	A*****M	1	11,35,500	-	-	11,35,500	2.74	11,35,500	-	11,35,500	2.74	-	-	-	-	11,35,500	-	-	-	-	-	-	-	-	-	
	Agarwal Finestate Private Limited	A*****L	1	73,96,056	-	-	73,96,056	17.82	73,96,056	-	73,96,056	17.82	-	-	-	-	73,96,056	-	-	-	-	-	-	-	-	-	
	SSSA Family Private Limited (Trustee Of Shekhar Agarwal Family Pvt. Trust)	A*****L	1	100	-	-	100	0.00	100	-	100	0.00	-	-	-	-	100	-	-	-	-	-	-	-	-	-	
	SSSA Family Private Limited (Trustee Of Shuchi Agarwal Family Pvt. Trust)	A*****L	1	100	-	-	100	0.00	100	-	100	0.00	-	-	-	-	100	-	-	-	-	-	-	-	-	-	
	SSSA Family Private Limited (Trustee Of Shashi Agarwal Family Pvt. Trust)	A*****H	1	100	-	-	100	0.00	100	-	100	0.00	-	-	-	-	100	-	-	-	-	-	-	-	-	-	
	SSSA Family Private Limited (Trustee Of Shantanu Agarwal Family Pvt. Trust)	A*****E	1	100	-	-	100	0.00	100	-	100	0.00	-	-	-	-	100	-	-	-	-	-	-	-	-	-	
	Sub-Total (A)(1)		15	3,11,09,229	-	-	3,11,09,229	74.95	3,11,09,229	-	3,11,09,229	74.95	-	-	1,49,42,880	48.03	3,11,09,229										

For Maral Overseas Limited


Company Secretary

Table III - Statement showing shareholding pattern of the Public shareholder

Category & Name of the Shareholders	PAN	No. Of share holders	No. Of fully paid up equity shares held	Partly paid up equity shares held	No. s. Of shares under lying Depository Rec	Total nos. shares held	Shareholding % calculated as per SCRR, 1957 as a % of	Number of Voting Rights held in each class of securities			No. Of Shares Underlying Outstanding convertible securities (including Warrants)	Total Shareholding as a % assuming full conversion of convertible securities(as a percent of diluted shares capital)	Number of Locked in shares	Number of Shares pledge or otherwise encumbered	Number of equity shares held in dematerialized form	Sub-Categorization of shares(XV)																				
								Equity-Class	Others Class of shares	Total																										
(I)	(II)	(III)	(IV)	(V)	(VI)	(VII =IV+V+VI)	(VIII) (A+B+C2)				(IX) No of Voting Rights			(X)	(XI) = (VII)+(X) as a % of A B+C2	(XII) No. As a % of total Shares held (b)		(XIII) No. (a) As a % of total share s held (b)		(XIV)	Shareholding (No of Sub-Categor y(i) Sub-Categor y(ii) Sub-Categor y(iii))															
B-1	Institutions																																			
(a)	Mutual Funds		5	1,000	-	-	1,000	0.00	1,000	-	1,000	0.00	-	0.00	-	-	-	-	-	-	-	-	-	-	-	-	-	-	-	-	-	-	-	-	-	
(b)	Venture Capital Funds		-	-	-	-	-	-	-	-	-	-	-	-	-	-	-	-	-	-	-	-	-	-	-	-	-	-	-	-	-	-	-	-	-	
(c)	Alternate Investment Funds		-	-	-	-	-	-	-	-	-	-	-	-	-	-	-	-	-	-	-	-	-	-	-	-	-	-	-	-	-	-	-	-	-	
(d)	Financial Institutions/ Banks		2	300	-	-	300	0.00	300	-	300	0.00	-	0.00	-	-	-	-	-	-	-	-	-	-	-	-	-	-	-	-	-	-	-	-	-	
(e)	Insurance Companies		-	-	-	-	-	-	-	-	-	-	-	-	-	-	-	-	-	-	-	-	-	-	-	-	-	-	-	-	-	-	-	-	-	
(f)	Provident Funds/ Pension Funds		-	-	-	-	-	-	-	-	-	-	-	-	-	-	-	-	-	-	-	-	-	-	-	-	-	-	-	-	-	-	-	-	-	
(g)	Assets Reconstruction		-	-	-	-	-	-	-	-	-	-	-	-	-	-	-	-	-	-	-	-	-	-	-	-	-	-	-	-	-	-	-	-	-	
(h)	Sovereign Wealth Fund		-	-	-	-	-	-	-	-	-	-	-	-	-	-	-	-	-	-	-	-	-	-	-	-	-	-	-	-	-	-	-	-	-	
(i)	NBFCs registered with RBI		-	-	-	-	-	-	-	-	-	-	-	-	-	-	-	-	-	-	-	-	-	-	-	-	-	-	-	-	-	-	-	-	-	
(j)	Other Financial Institute		-	-	-	-	-	-	-	-	-	-	-	-	-	-	-	-	-	-	-	-	-	-	-	-	-	-	-	-	-	-	-	-	-	
(k)	Any Other (specify)		-	-	-	-	-	-	-	-	-	-	-	-	-	-	-	-	-	-	-	-	-	-	-	-	-	-	-	-	-	-	-	-	-	
	Sub-Total (B)(1)		7	1,300	-	-	1,300	0.00	1,300	-	1,300	0.00	-	0.00	-	-	-	-	-	-	-	-	-	-	-	-	-	-	-	-	-	-	-	-	-	-

For Maral Overseas Limited

 Company Secretary

Category & Name of the Shareholders	PAN	No. Of share holders	No. Of fully paid up equity shares held	Partly paid up equity shares held	No. Of shares underlying Depository Record	Total nos. shares held	Shareholding % calculated as per SCRR, 1957 as a % of	Number of Voting Rights held in each class of securities				No. Of Shares Underlying Outstanding convertible securities (including Warrants)	Total Shareholding, as a % assuming full conversion of convertible securities(as a percent of diluted shares capital)	Number of Locked in shares	Number of Shares pledge or otherwise encumbered	Number of equity shares held in dematerialized form	Sub-Categorization of shares(XV)									
								(IX) No of Voting Rights			Total as a % of Total Voting						(X)	(XI) = (VII)+(X) as a % of A B+C2	(XII) As a % of total Shares held (b)		(XIII) No. (a) As a % of total shares held (b)		(XIV)	Shareholding	(No of	
								Equity-Class	others Class of shares	Total									Sub-Categor y(i)	Sub-Categor y(ii)	Sub-Categor y(iii)					
B-2	Institutions(Foreign)																									
(a)	Foreign Direct Investment		-	-	-	-	-	-	-	-	-	-	-	-	-	-	-	-	-	-						
(b)	Foreign venture Capital Investors		-	-	-	-	-	-	-	-	-	-	-	-	-	-	-	-	-	-						
(c)	Sovereign Wealth Funds		-	-	-	-	-	-	-	-	-	-	-	-	-	-	-	-	-	-						
(d)	Foreign Portfolio Investors Cat I		3	36,918	-	-	36,918	0.09	36,918	-	36,918	0.09	-	-	-	-	-	-	-	36,918						
(e)	Foreign Portfolio Investors Cat II		-	-	-	-	-	-	-	-	-	-	-	-	-	-	-	-	-	-						
(f)	Overseas Depositories(holding Any Other(Specify) (Foreign Institution Investors)		-	-	-	-	-	-	-	-	-	-	-	-	-	-	-	-	-	-						
(g)	Foreign Institution Investors		7	6,000	-	-	6,000	0.01	6,000	-	6,000	0.01	-	-	-	-	-	-	-	-						
	Sub-Total (B)(2)		10	42,918	-	-	42,918	0.10	42,918	-	42,918	0.10	-	-	-	-	-	-	-	36,918						
B-3	Central Government/ State Government(s)		-	-	-	-	-	-	-	-	-	-	-	-	-	-	-	-	-	-						
(a)	Central Government President of India		-	-	-	-	-	-	-	-	-	-	-	-	-	-	-	-	-	-						
(b)	State Government Governer		-	-	-	-	-	-	-	-	-	-	-	-	-	-	-	-	-	-						
(c)	Shareholding by Companies or BC		-	-	-	-	-	-	-	-	-	-	-	-	-	-	-	-	-	-						
	Sub-Total (B)(3)		-	-	-	-	-	-	-	-	-	-	-	-	-	-	-	-	-	-						

For Maral Overseas Limited


Company Secretary

	Category & Name of the Shareholders	PAN	No. Of share holders	No. Of fully paid up equity shares held	Partly paid up equity shares held	No. Of shares underlying Depository Receipt	Total nos. shares held	Shareholding % calculated as per SCRR, 1957 as a % of	Number of Voting Rights held in each class of securities			No. Of Shares Underlying Outstanding convertible securities (including Warrants)	Total Shareholding, as a % assuming full conversion of convertible securities(as a percent of diluted shares capital)	Number of Locked in shares	Number of Shares pledge or otherwise encumbered	Number of equity shares held in dematerialized form	Sub-Categorization of shares(XV)									
									(IX)								(X)	(XI) = (VII)+(X) as a % of A B+C2	(XII)		(XIII)		(XIV)	Shareholding (No of		
									Equity-Class	others Class of shares	Total								No. (a)	As a % of total Shares held (b)	No. (a)	As a % of total share s held (b)		Sub-Categor y(i)	Sub-Categor y(ii)	Sub-Categor y(iii)
(g)(i)	Individuals - Individual shareholders holding nominal share capital up to Rs. 2 lakhs.		17,941	55,22,812	-	-	55,22,812	13.31	55,22,812	-	55,22,812	13.31	-	13.31	-	-	49,46,454									
(h) II	ii. Individual shareholders holding nominal share capital		25	23,75,310	-	-	23,75,310	5.72	23,75,310	-	23,75,310	5.72	-	5.72	-	-	23,75,310									
1	Ajay Upadhyaya	A*****R		7,75,000	-	-	7,75,000	1.87	7,75,000	-	7,75,000	1.87	-	1.87	-	-	7,75,000									
(i)	NRI		107	1,21,019	-	-	1,21,019	0.29	1,21,019	-	1,21,019	0.29	-	0.29	-	-	1,20,919									
(j)	Foreign Nationals		-	-	-	-	-	-	-	-	-	-	-	-	-	-	-									
(k)	Foreign Companies		-	-	-	-	-	-	-	-	-	-	-	-	-	-	-									
(l)	Bodies Corporate		99	18,85,627	-	-	18,85,627	4.54	18,85,627	-	18,85,627	4.54	-	4.54	-	-	18,83,327									
1	Inter Globe Capital Market Ltd.	A*****R	1	6,48,681	-	-	6,48,681	1.56	6,48,681	-	6,48,681	1.56	-	1.56	-	-	6,48,681									
(m)	Any Other (specify)		303	4,49,785	-	-	4,49,785	1.08	4,49,785	-	4,49,785	1.08	-	1.08	-	-	4,49,785									
	Resident Individual(HUF)		290	4,35,290	-	-	4,35,290	1.05	4,35,290	-	4,35,290	1.05	-	1.05	-	-	4,35,290									
	Clearing Member		13	14,495	-	-	14,495	0.03	14,495	-	14,495	0.03	-	0.03	-	-	14,495									
	Sub-Total (B)(4)		18,475	1,03,54,553	-	-	1,03,54,553	24.95	1,03,54,553	-	1,03,54,553	24.95	-	24.95	-	-	97,75,795									
	Total Public Shareholding (B)=		18,492	1,03,98,771	-	-	1,03,98,771	25.05	1,03,98,771	-	1,03,98,771	25.05	-	25.05	-	-	98,12,713									
	Total (A) +(B)		18,507	4,15,08,000	-	-	4,15,08,000	100.00	4,15,08,000	-	4,15,08,000	100.00	-	100.00	-	-	1,49,42,880	36.00	4,09,21,942							

For Maral Overseas Limited


Company Secretary

Table IV - Statement showing shareholding pattern of the Non Promoter- Non Public shareholder

Category & Name of the Shareholders	PAN	No. Of shareholders	No. Of fully paid up equity shares held	Partly paid up equity shares held	Nos. Of shares underlying Depository Receipts	Total nos. shares held	Shareholding % calculated as per SCRR, 1957 as a % of	Number of Voting Rights held in each class of securities			No. Of Shares Underlying Outstanding convertible securities (including Warrants)	Total Shareholding, as a % assuming full conversion of convertible securities (as a percent of diluted shares capital)	Number of Locked in shares		Number of Shares pledge or otherwise encumbered		Number of equity shares held in dematerialized form			
								(IX)					(X)	(XI) = (VII)+(X) as a % of A+B+C	(XII)			(XIII)		
								No of Voting Rights							Total as a % of Total Voting rights	No. (a)		As a % of total Shares held (b)	No. (a)	As a % of total shares held (b)
								Class x	Class-y	Total										
C-1 Custodian/DR Holder		-	-	-	-	-	-	-	-	-	-	-	-	-	-	-	-			
a Name of DR Holder (If Available)		-	-	-	-	-	-	-	-	-	-	-	-	-	-	-	-			
C-2 Employee Benefit Trust (under SEBI (Share based Employee Benefit) Regulations, 2014)		-	-	-	-	-	-	-	-	-	-	-	-	-	-	-	-			
Total Non- Promoter- Non Public Shareholding (C)= (C)(1)+(C)(2)		-	-	-	-	-	-	-	-	-	-	-	-	-	-	-	-			
Total (A) +(B)+(C)		18,507		-	-	4,15,08,000	100.00	4,15,08,000	-	4,15,08,000	100.00	-	100.00	-	-	1,49,42,880	36.00	4,09,21,942		

For Maral Overseas Limited


Company Secretary

Table -V- Statement Showing Shareholding Pattern of the Significant Beneficiary Owner (SBO)

Sr.No.	Details of SBO				Details of Registered Owners				Details Of Holding/Exercise of Right of the SBO in the Reporting Company, Whether Direct or Indirect*					Date Of Creation /Acquisition Of Significant Beneficial Interest
	Name	PAN	Passport No. In Case Of Foreign National	Nationality	Name	PAN	Passport No. In Case Of Foreign National	Nationality	Whether by virtue of:					
									Shares	Voting Rights	Rights Distributable Dividend Or Any Other Distribution	On	Exercise Of Control	
1	Shekhar Agarwal	A*****M		India	Shekhar Agarwal -Huf (Karta: Shri Shekhar Agarwal)	A*****L		India	0.97	0.97	0.97	Yes	Yes	31.10.1991
2	Shekhar Agarwal	A*****M		India	Shekhar Agarwal	A*****M		India	1.82	1.82	1.82	Yes	Yes	31.10.1991
3	Shekhar Agarwal	A*****M		India	Agarwal Trademart Private Limited	A*****E		India	47.61	47.61	47.61	Yes	Yes	31.03.2009
4	Shekhar Agarwal	A*****M		India	Agarwal Finestate Private Limited	A*****L		India	17.82	17.82	17.82	Yes	Yes	26.12.1996
5	Shekhar Agarwal	A*****M		India	Diplomat Leasing And Finance Private Limited	A*****M		India	2.74	2.74	2.74	Yes	Yes	31.08.2001
6	Shekhar Agarwal	A*****M		India	SSSA Family Private Limited (Trustee Of Shekhar Agarwal Family Pvt. Trust)	A*****L		India	0.00	0.00	0.00	Yes	Yes	27.09.2023
7	Shekhar Agarwal	A*****M		India	SSSA Family Private Limited (Trustee Of Shuchi Agarwal Family Pvt. Trust)	A*****L		India	0.00	0.00	0.00	Yes	Yes	27.09.2023
8	Shekhar Agarwal	A*****M		India	SSSA Family Private Limited (Trustee Of Shashi Agarwal Family Pvt. Trust)	A*****H		India	0.00	0.00	0.00	Yes	Yes	27.09.2023
9	Shekhar Agarwal	A*****M		India	SSSA Family Private Limited (Trustee Of Shantanu Agarwal Family Pvt. Trust)	A*****E		India	0.00	0.00	0.00	Yes	Yes	27.09.2023

For Maral Overseas Limited



Company Secretary

Table VI - Statement showing foreign ownership limits

Particular	Approved limits (%)	Limits utilized (%)
As on shareholding date -31.03.2024	100.00	0.18
As on the end of previous 1st quarter-31-12-2023	100.00	0.18
As on the end of previous 2nd quarter-30-09-2023	100.00	0.26
As on the end of previous 3rd quarter--30-06-2023	100.00	0.23
As on the end of previous 4th quarter -31-03-2023	100.00	0.24

Notes :-

1) "Approved Limits (%)" means the limit approved by Board of Directors / shareholders of the Listed entity. In case the listed entity has no Board approved limit, provide details of sectoral / statutory cap prescribed by Government / Regulatory Authorities.

2) Details of Foreign ownership includes foreign ownership / investments as specified in Rule 2(s) of the Foreign Exchange Management (Non-debt Instruments) Rules, 2019, made under the Foreign Exchange Management Act, 1999.

For Maral Overseas Limited

Company Secretary